

# Bring PE to Your Family Week **ActiveSchools**

**OPENPhysEd.org** ————— **#FamiliesLovePE**

November 15, 2020

Dear Salt River Elementary parents and caregivers,

I'm excited to share with you that our school will be participating in **Bring PE to Your Family Week** from November 30<sup>th</sup> through December 4<sup>th</sup> 2020. If you participate with your child you can also earn 15 WellPath points!

Daily physical activity has many benefits for kids, such as increasing their energy, focus, and readiness to learn and reducing stress and anxiety. Being active is always important, but never more than during COVID-19. Of course, physical activity has benefits for people of all ages, so helping my students' families be active together is one of my physical education goals.

This is our first year of participating in a "Bring PE to Your Family Week" which typically meant you would be invited to join your child during their PE class on campus. Due to the current pandemic, this year's event is designed to be enjoyed at home. As you may remember, our school conducts A Family Fitness Fun Night each year and we hope to continue this year either in person or virtually in the spring.

I hope that your family will participate together in one or more of the physical education lessons I provide during Bring PE to Your Family Week. It will give you a better understanding of the teaching and learning that goes on in physical education, and you will experience firsthand the fun and engaging activities that are helping to keep your kid(s) healthy and active.

This is how it will work. You and your child will receive your events the same as they have received their PE lessons all school year, through class DOJO, and the Salt River PE page located at the schools web site. You can also locate the same daily lesson/activities on the following web site [www.openphysed.org/FamiliesLovePE](http://www.openphysed.org/FamiliesLovePE)

The national sponsor of this event, Active Schools, hopes that you will share your experience on social media in words and photos – using the hashtag **#FamiliesLovePE** or to *Tate, our Public Relations Information Director, at Salt River Schools.*

Also, please take a minute to join the movement as a champion for active schools: [www.activeschoolsus.org/join-the-movement](http://www.activeschoolsus.org/join-the-movement) because your influence as a parent is important for the support of physical education in our nation's schools.

Sincerely,

Coach B  
Physical Education Teacher  
Salt River Elementary School



---

Learning Module:  
**BRING PE TO YOUR FAMILY WEEK**



### **Healthy Body**

I will participate in health-enhancing physical activity with my family.

### **Healthy Mind**

I will practice mindful breathing techniques and share the benefits of mindfulness with my family.

### **Enjoyment & Challenge**

I will talk about why I enjoy being physically active.

### **Building Skills**

I will use physical education academic vocabulary while talking about physical activity with my family and classmates.

---

## **Why are we learning this?**

**Bring PE to Your Family Week** is a special event in the school year that allows families the chance to experience physical education and learn about the importance of quality physical education and physical activity in their students' school day routine. It is important because it will teach us:

- the benefits of being physically active with friends and family
- academic vocabulary words that help us talk about a physically active lifestyle

# OPEN<sup>™</sup> HOME & SCHOOL MOVEMENT MENU



## Bring PE to Your Family Week

**Active Schools**  
#FamiliesLovePE

## Brain & Body Warm-Ups

### GRADE K-2 LESSON 1

**MINDFULNESS:** A feeling created when a person calmly focuses on the present moment and surroundings.

*The class practices mindfulness as a way to relax and focus on learning.*

### Balance & Breathe I: [\[YouTube\]](#)

Let's use our Speed Stacks cups to help us practice mindful breathing (If you don't have a Speed Stacks cup, you can use any small safe object).

Hold your hand out flat in front of you, parallel with the ground. Balance 1 cup in the palm of your hand. Take 5 equal breathes (inhale 4 count, exhale 4 count). As you breathe, focus on balancing the cup.

Need a challenge?! Balance 1 cup in each hand.

## Purposeful Practice

### GRADE K-2 LESSON 1

**Physical Activity:** Movement that uses the body's energy. Students should be physically active 60 minutes per day.

*Physical education class teaches us why it's important to be active every day.*

### Animal Charades: [\[YouTube\]](#)

Stand inside your 6-foot bubble. The object of this game is to silently act like an animal so that your family and your classmates can guess what it is. Take turns guessing and acting like animals. If you need help thinking of an animal, use the Animal Alphabet Cards.

## Just for Fun (and health)

### GRADE K-2 LESSON 1

**ENJOYMENT:** A positive feeling caused by doing or experiencing something you like.

*We enjoy physical activity and it helps to protect our health.*

### Red Light, Green Light: [\[YouTube\]](#)

The object of the game is to move during green lights and stop on red lights. Score a point every time you stop immediately on a red light.

Teacher starts as the leader. Call *Green Light* and students jog in place. Call *RED LIGHT* and students must freeze. Everyone who froze immediately gets 1 point. Keep track of your own points.

## OPEN<sup>™</sup> HOME & SCHOOL MOVEMENT MENU



### Bring PE to Your Family Week

**Active Schools**  
#FamiliesLovePE

## Brain & Body Warm-Ups

### GRADE K-2 LESSON 2

**OPTIMISM:** A feeling of hopefulness and confidence about the future or the success of something.

*The class has a lot of optimism that this school year will be fun and meaningful.*

#### High-5 Breathing: [\[YouTube\]](#)

Sit or stand in a comfortable position. Hold your left hand out in front of your chest. Extend and spread your fingers out.

Using the pointer finger of your left hand, slowly trace your fingers starting with the thumb and tracing up and down all the way to the outside base of your pinkie.

As you trace up a finger, inhale. As you trace down a finger, exhale.

## Purposeful Practice

### GRADE K-2 LESSON 2

**PHYSICAL EDUCATION:** A subject in school with a planned curriculum that teaching student to have the skill, confidence, and knowledge to be physically active for a lifetime.

*Physical education helps us learn fun ways to be active every day and keep our bodies healthy.*

#### Animal Dance Party: [\[YouTube\]](#)

I'm going to use the Animal Alphabet Cards to pick animals that will come to our dance party. Use these cards to have dance parties at home! When I hold up a card, everyone will dance like the animal I'm holding. If I hold up 2 cards, you can pick which animal you want to be.

## Just for Fun (and health)

### GRADE K-2 LESSON 2

**ENERGY BALANCE:** The state when a person uses (burns) the same amount of energy (calories) that they consume in a day.

*Energy balance helps us keep our bodies at a healthy weight.*


#### Nutrition Fortune Teller: [\[YouTube\]](#)

Let's learn about nutrition using a fun Nutrition Fortune Teller.

Start by picking the number that matches the picture of a food. Open and close the fortune teller while counting to that number. Next, choose the name of the food on the inside of the fortune teller. Open and close while spelling the name of the fruit. Next, open the flap, read the fun fact and complete the activity.

OPENPHYSED.ORG

## Animal Alphabet Cards



Ant



Butterfly

OPENPHYSED.ORG

## Animal Alphabet Cards



Cow



Dinosaur

OPENPHYSED.ORG

## Animal Alphabet Cards



Elephant



Fish

OPENPHYSED.ORG

## Animal Alphabet Cards




Goose



Horse

OPENPHYSED.ORG

## Animal Alphabet Cards



Iguana



Jellyfish

OPENPHYSED.ORG

## Animal Alphabet Cards



King cobra



Ladybug

OPENPHYSED.ORG

## Animal Alphabet Cards



Mouse



Narwhal

OPENPHYSED.ORG

## Animal Alphabet Cards



Octopus



Panda

OPENPHYSED.ORG

## Animal Alphabet Cards



Quokka



Rabbit

OPENPHYSED.ORG

## Animal Alphabet Cards



Shark



Turtle

OPENPHYSED.ORG

## Animal Alphabet Cards




Unicorn



Vulture

OPENPHYSED.ORG

## Animal Alphabet Cards



Whale



X-ray fish

OPENPHYSED.ORG

## Animal Alphabet Cards



Yak



Zebra

# Nutrition Education Fortune Tellers

www.NutritionFromTheHart.com



1. Print and cut the outside square of the fortune teller.
2. Fold in half and in half again – in the opposite direction.
3. Open out, turn over so the top is blank, and fold each corner into the middle. Turn it over and repeat.
4. Turn so you can see the pictures, fold each corner to create a square showing 4 pictures.
5. Fold so words come together and touch.
6. Slide thumb and pointer finger under pictures and all pictures together in fortune teller form.
7. Ready to use the fortune teller!



# Nutrition Education Fortune Tellers

www.NutritionFromTheHart.com

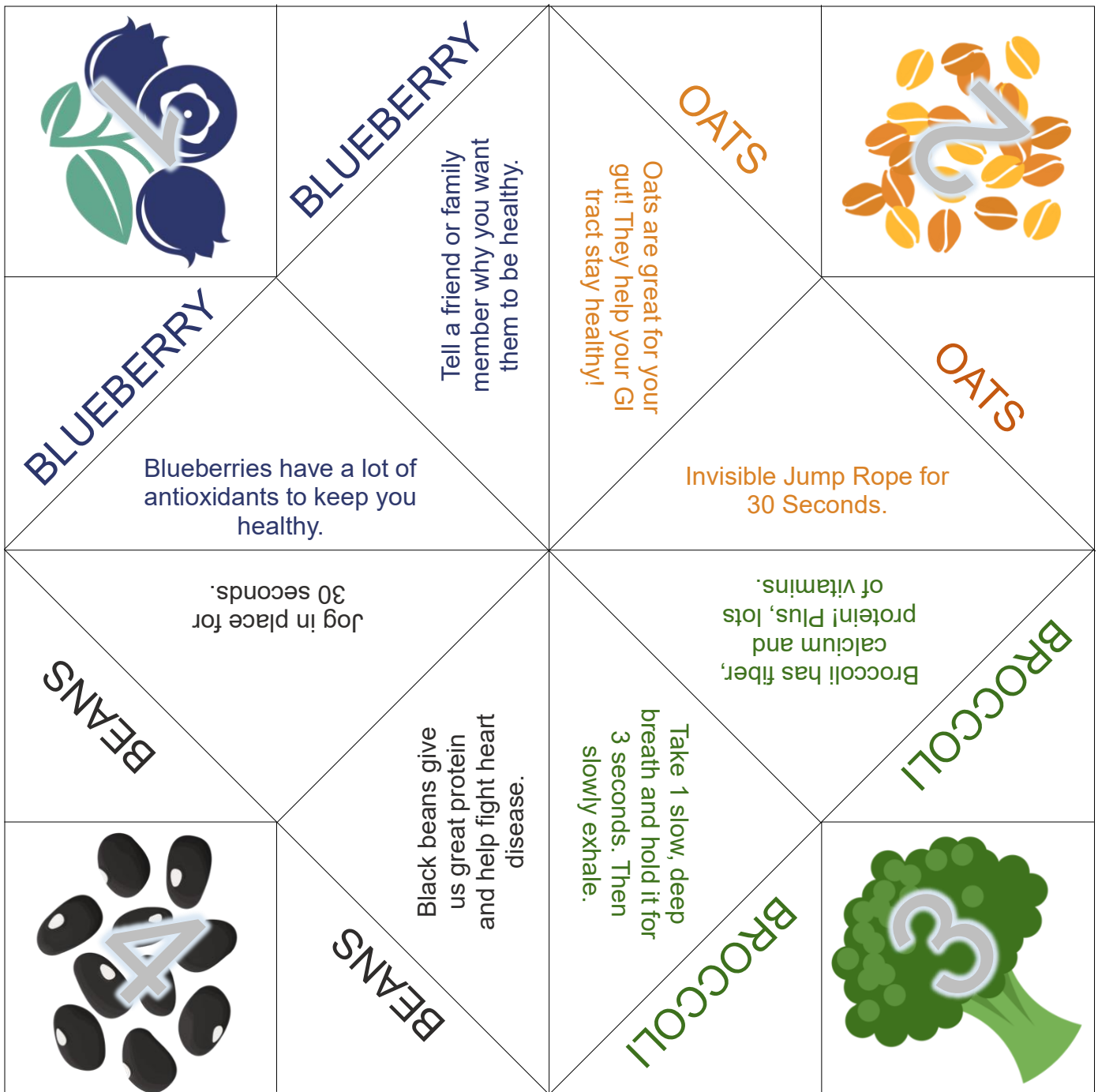


1. Print and cut the outside square of the fortune teller.
2. Fold in half and in half again – in the opposite direction.
3. Open out, turn over so the top is blank, and fold each corner into the middle. Turn it over and repeat.
4. Turn so you can see the pictures, fold each corner to create a square showing 4 pictures.
5. Fold so words come together and touch.
6. Slide thumb and pointer finger under pictures and all pictures together in fortune teller form.
7. Ready to use the fortune teller!



# Nutrition Education Fortune Tellers

www.NutritionFromTheHart.com



1. Print and cut the outside square of the fortune teller.
2. Fold in half and in half again – in the opposite direction.
3. Open out, turn over so the top is blank, and fold each corner into the middle. Turn it over and repeat.
4. Turn so you can see the pictures, fold each corner to create a square showing 4 pictures.
5. Fold so words come together and touch.
6. Slide thumb and pointer finger under pictures and all pictures together in fortune teller form.
7. Ready to use the fortune teller!



# Bring PE to Your Family Week

## PHYSICAL EDUCATION VOCABULARY

*Important words for us to understand and use.*

**ENERGY BALANCE:** The state when a person uses (burns) the same amount of energy (calories) that they consume in a day.

*Energy balance helps us keep our bodies at a healthy weight.*

**ENJOYMENT:** A positive feeling caused by doing or experiencing something you like.

*We enjoy physical activity and it helps to protect our health.*

**MINDFULNESS:** A feeling created when a person calmly focuses on the present moment and surroundings.

*The class practices mindfulness as a way to relax and focus on learning.*

**OPTIMISM:** A feeling of hopefulness and confidence about the future or the success of something.

*The class has a lot of optimism that this school year will be fun and meaningful.*

**PHYSICAL ACTIVITY:** Movement that uses the body's energy. Students should be physically active 60 minutes per day.

*Physical education class teaches us why it's important to enjoy physical active every day.*

**PHYSICAL EDUCATION:** A subject in school with a planned curriculum that teaching student to have the skill, confidence, and knowledge to be physically active for a lifetime.

*Physical education helps us learn fun ways to be active every day and keep our bodies healthy.*

